

Latin American Youth Center's **PROMOTOR PATHWAY®**



A New Model for Youth Development

LAYC's Promotores reconnect disconnected and disengaged youth to services that enable them to succeed academically, obtain long-term employment, and to live healthy and productive lives.



PROMOTOR PATHWAY®:

Addressing the needs of our most At-Risk Youth



Target Youth	<ul style="list-style-type: none">• Low-income youth, ages 14-24, who live in neighborhoods that are substantially Latino and African-American and exhibit a substantial combination of risk factors
Service Description	<ul style="list-style-type: none">• LAYC will match high-need youth with a “Promotor”• Promotores will focus on relationship building and will be expected to work with youth long term, approximately 4-6 years.• Promotores will be generalists, providing service coordination across various programs to address multiple needs
Expected Benefits	<ul style="list-style-type: none">• Achieve positive outcomes – across academics, employment, and healthy behaviors• A powerful model for other youth-serving organizations to learn from and replicate• Significant return on investment for government and other funders



PROMOTOR PATHWAY®:

Who We Serve

LAYC developed a measurement tool of 30 Yes or No questions to screen youth for risk factors

■ Primary risk factors for youth:

- No diploma/GED
- Housing issues or homeless
- Victim of violence
- Substance abuse issues
- Mental health issues
- Criminal justice involvement

Youth with these characteristics will definitely receive a Promotor

■ Secondary risk factors for youth:

- Held back a grade or failing classes
- Has recently been suspended
- Unemployed or existing job does not support self or family
- Ongoing childcare responsibilities within the family
- Close friend or family member convicted of a crime or in a gang
- Exhibits some mental health concerns (e.g. depression, anger)

Youth with these characteristics will likely receive a Promotor



PROMOTOR PATHWAY®:

What We Do - Short-term Goals






PROMOTOR PATHWAY®:

What We Do - Long-term Goals

- The Promotor Pathway supports youth in making a successful transition to adulthood. We focus on long-term goals including:
 - High School/GED Completion
 - Post-secondary enrollment
 - Vocational / Technical Training Completion
 - Employment Placement and Retention
 - Healthy Behaviors



Needs Assessment & Tracking includes a total of 12 non-academic Outcome Areas :

- | | |
|--|--|
| <input type="checkbox"/> Ready for Employment | <input type="checkbox"/> Mental Health |
| <input type="checkbox"/> Behavior & Communication | <input type="checkbox"/> Violence |
| <input type="checkbox"/> Risky Sexual Behavior | <input type="checkbox"/> Domestic Violence |
| <input type="checkbox"/> Substance Use | <input type="checkbox"/> Preventative Health |
| <input type="checkbox"/> Housing Status | <input type="checkbox"/> Legal/Court Involvement |
| <input type="checkbox"/> Ability to Access Community Resources | <input type="checkbox"/> Parenting |

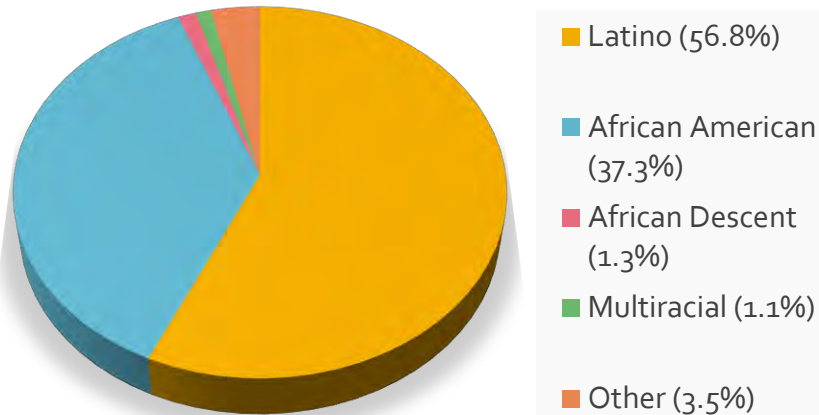


PROMOTOR PATHWAY®:

Five Year Outcomes - January 2011 - January 2016

456 youth served

RACE / ETHNICITY



GENDER

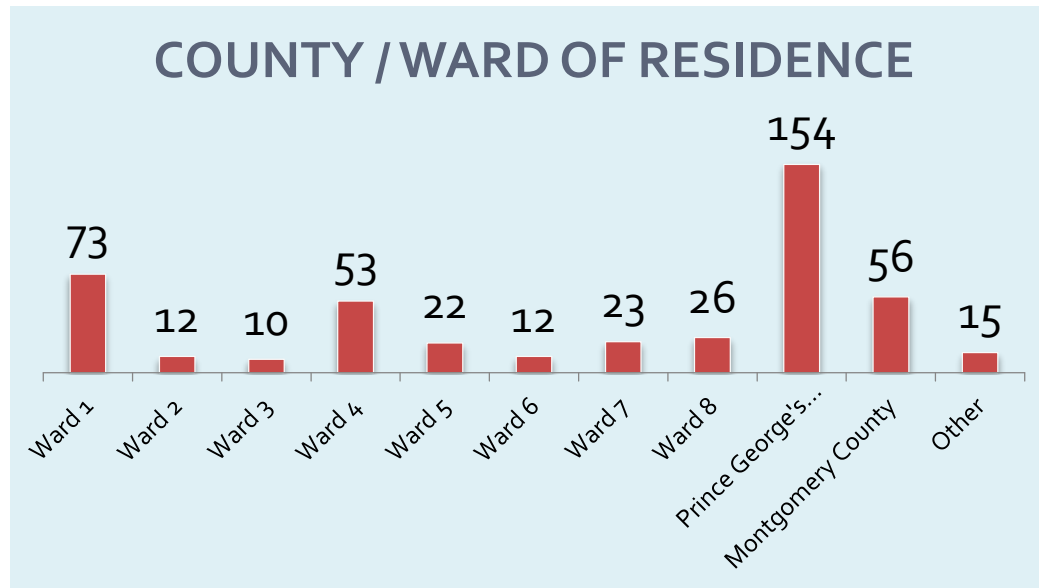




PROMOTOR PATHWAY®:

Five Year Outcomes - January, 2011 - January 2016

AGE	TOTAL	Percentage
10-14 yrs	2	0.4%
15-18 yrs	84	18.4%
19-24 yrs	302	66.2%
25-30 yrs	68	14.9%





PROMOTOR PATHWAY®:

Five Year Outcomes - January 2011 - January 2016

EDUCATION



- **54% of Youth Re-engaged in Education**
 - *79 out of 147 previously "out of school" youth are working towards their High School Diplomas and have been enrolled in charter schools, night schools, and GED programs.*
 - *Of those 79 youth (52%) have persisted and remain enrolled.*



- **43% of Youth Obtained a High School Diploma**
 - *Of the 262 youth currently working towards a high school credential, 113 have either obtained their GED or graduated from High School.*



- **58% of Youth Enrolled in Post-Secondary**
 - *Of the 164 youth eligible for post secondary, 95 youth enrolled and completed some post-secondary coursework, and 38 of those 95 have persisted and remain currently enrolled.*

PROMOTOR PATHWAY®:

Five Year Outcomes - January, 2011 - January 2016



EMPLOYMENT



- **79% of Youth Increased their Job Readiness Skills**
 - Of the 378 youth interested in employment, 299 have updated resumes, practiced interviewing skills and completed job applications.



- **69% of Youth Obtained Employment**
 - 262 youth were hired and placed in either full-time or part-time jobs or paid internships.

PROMOTOR PATHWAY®:

Five Year Outcomes - January 2011 - January 2016



HEALTHY BEHAVIORS



- **57% of Youth Maintaining High Preventative Healthcare**
 - *172 youth have improved their preventative health status by attending doctor visits, applying and obtaining health insurance, and being compliant with all medical recommendations and treatments.*



- **87% of Youth Improved their Housing Status**
 - *Of the 342 youth dealing with unstable or substandard housing, 297 have either maintained or obtained a safe space, housing program, or permanent housing.*



- **63% of Youth Practice Safe Sex**
 - *216 sexually active youth report consistently engaging in safe sex practices, such as using birth control, condoms, and minimal partners.*